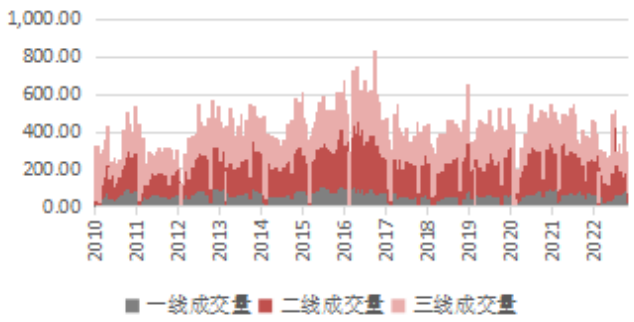
1,000.00
800.00
600.00
400.00
200.00
0.00
2010
2011
2012
2013
2014
2015
2016
2017
2018
2019
2020
2021
2022
一线成交量
二线成交量
三线成交量

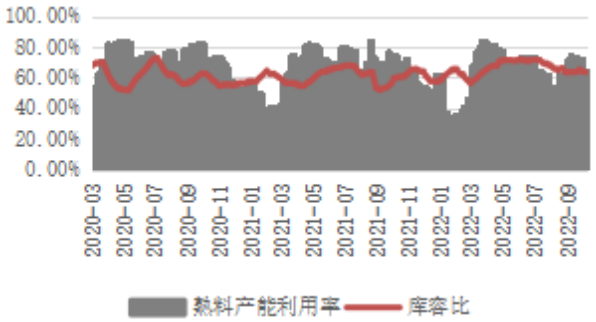
100.00%
80.00%
60.00%
40.00%
20.00%
0.00%
2020-03
2020-05
2020-07
2020-09
2020-11
2021-01
2021-03
2021-05
2021-07
2021-09
2021-11
2022-01
2022-03
2022-05
2022-07
2022-09
焦料产能利用率
库容比

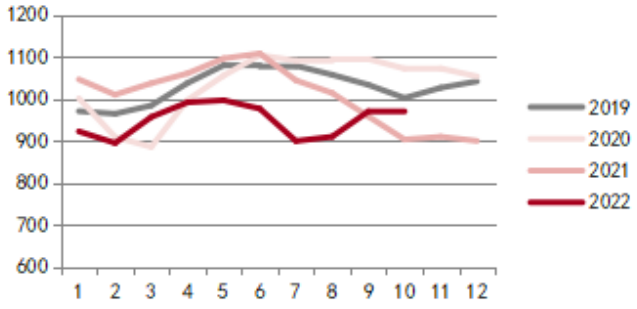
1200
1100
1000
900
800
700
600
1 2 3 4 5 6 7 8 9 10 11 12
2019
2020
2021
2022

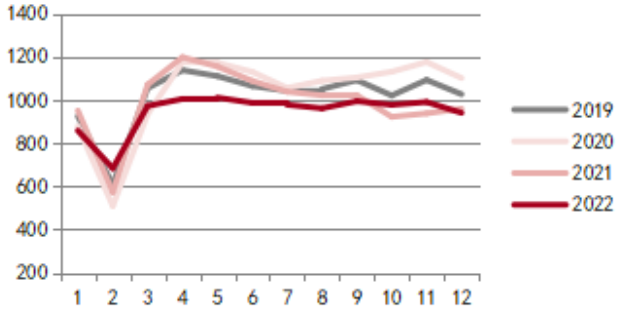
1400
1200
1000
800
600
400
200
1 2 3 4 5 6 7 8 9 10 11 12
2019
2020
2021
2022

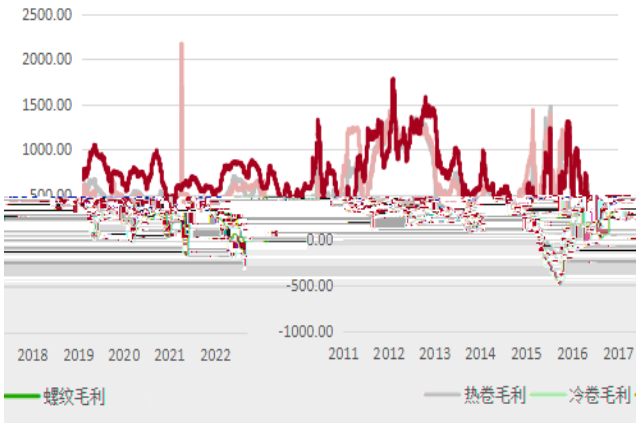
2500.00
2000.00
1500.00
1000.00
500.00
0.00
-500.00
-1000.00
2018 2019 2020 2021 2022
2011 2012 2013 2014 2015 2016 2017
螺纹毛利
热卷毛利
冷卷毛利

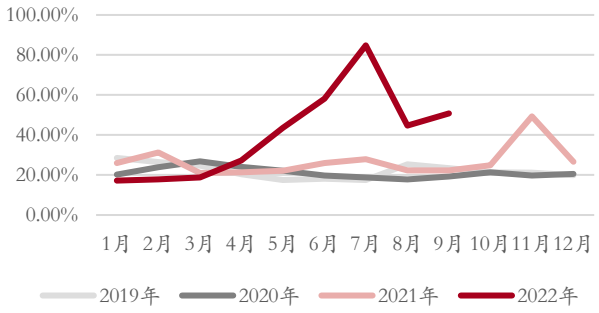
100.00%
80.00%
60.00%
40.00%
20.00%
0.00%
1月 2月 3月 4月 5月 6月 7月 8月 9月 10月 11月 12月
2019年
2020年
2021年
2022年

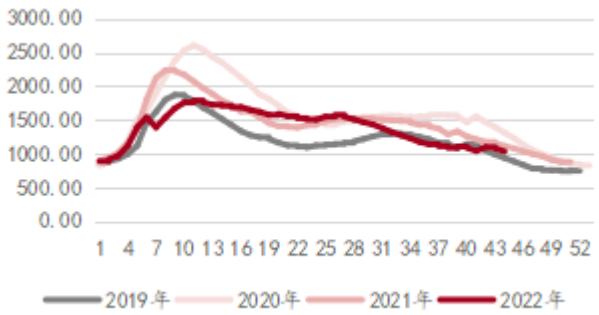
3000.00
2500.00
2000.00
1500.00
1000.00
500.00
0.00
1 4 7 10 13 16 19 22 25 28 31 34 37 40 43 46 49 52
2019年
2020年
2021年
2022年


1500.00
1000.00

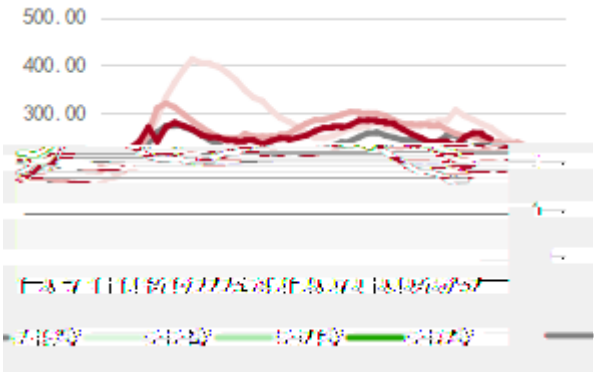
500.00
400.00
300.00

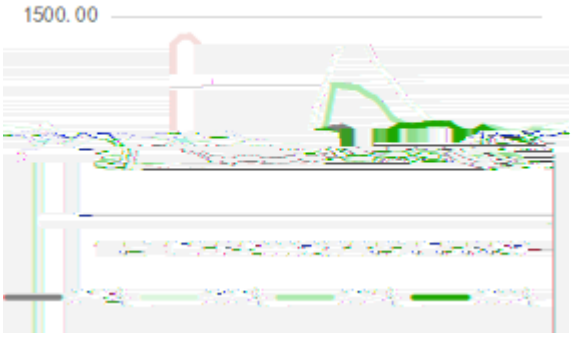
1500.00

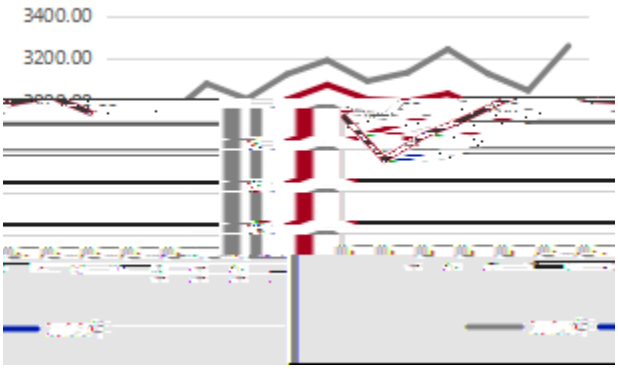
3400.00
3200.00


2400.00

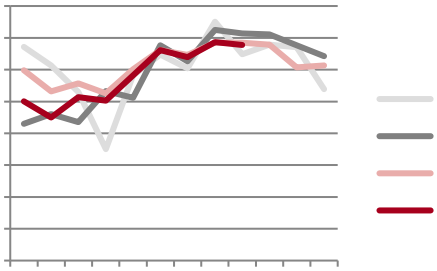

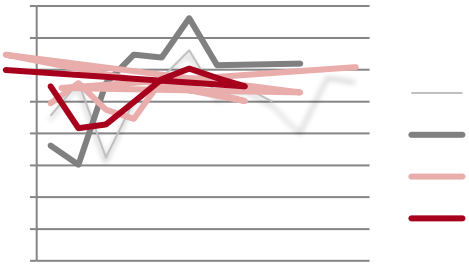

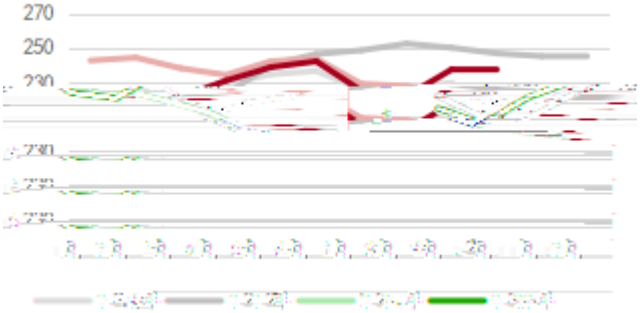
270
250

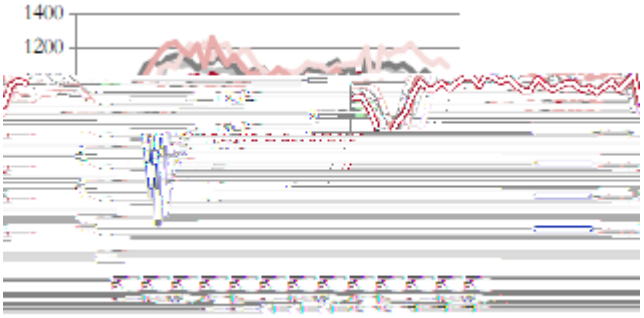
1400
1200

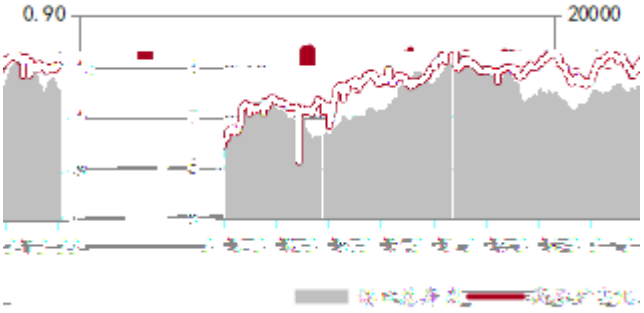
0.90
20000

80.00
60.00
40.00
20.00
0.00
2018年
2019年
2020年
2021年
2022年
港口库存消费天数

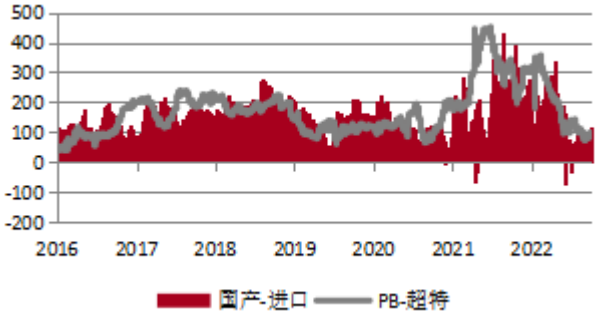
500
400
300
200
100
0
-100
-200
2016
2017
2018
2019
2020
2021
2022
国产-进口
PB-超特

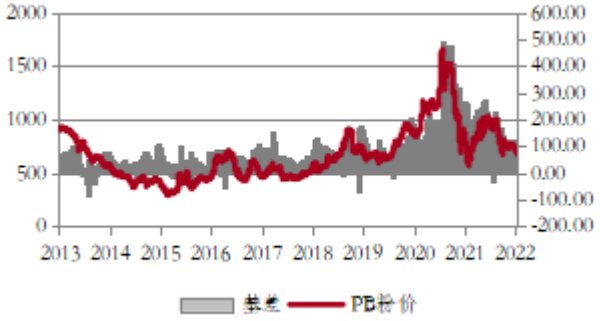
2000
1500
1000
500
0
600.00
500.00
400.00
300.00
200.00
100.00
0.00
-100.00
-200.00
2013
2014
2015
2016
2017
2018
2019
2020
2021
2022
基差
PB粉价

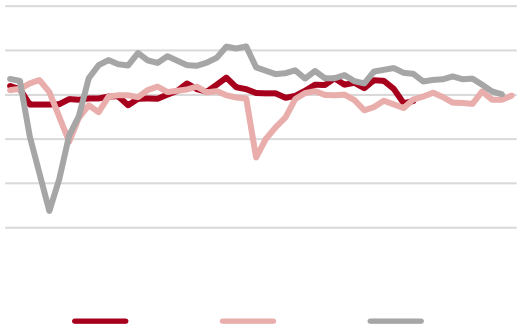

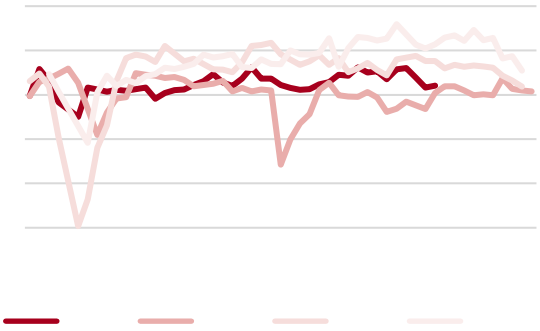

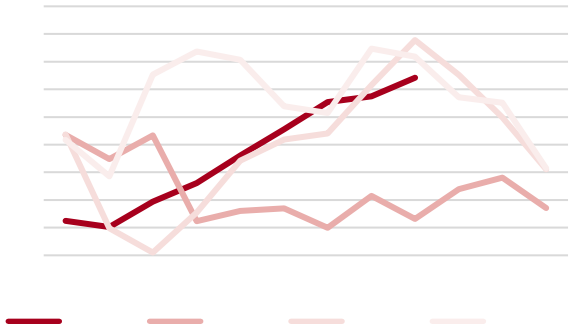

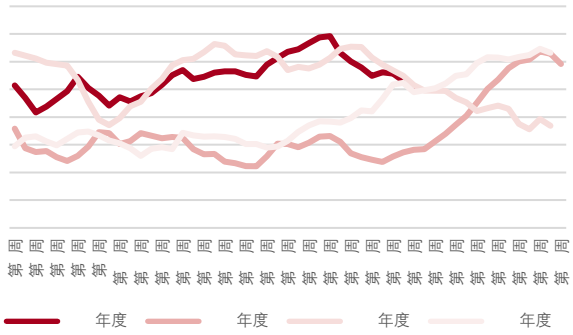
年度
年度
年度
年度

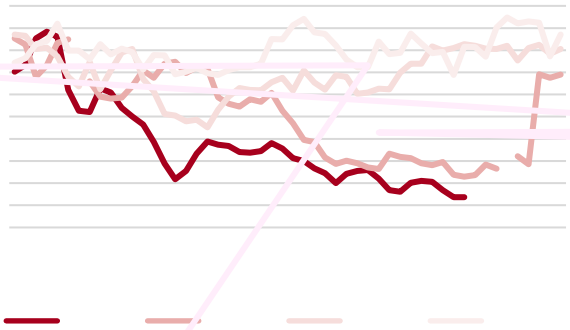

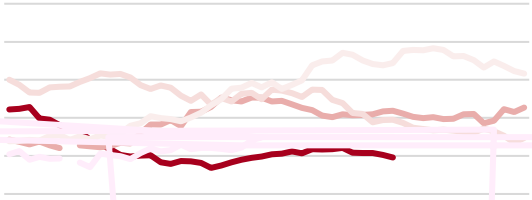

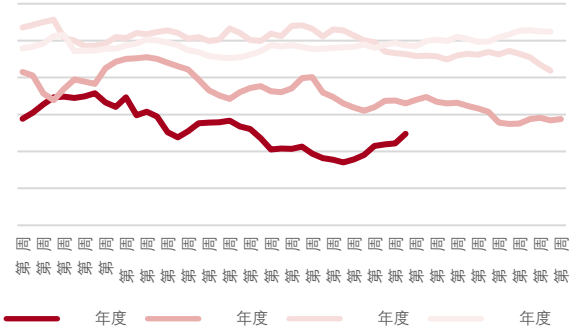
年度
年度
年度
年度

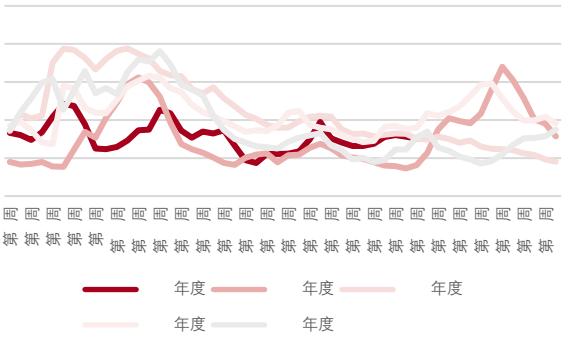
年度
年度
年度
年度
年度

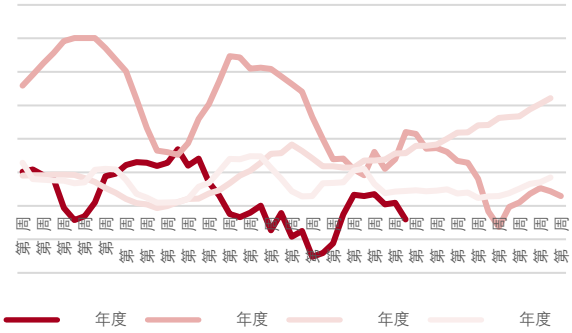
年度
年度
年度
年度

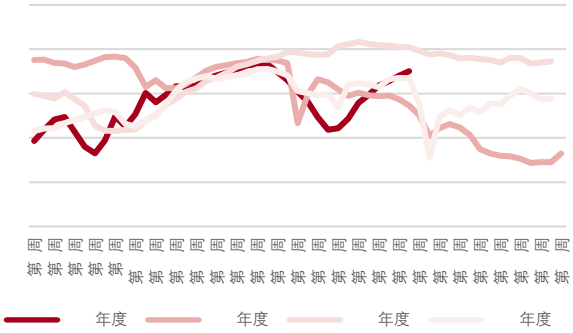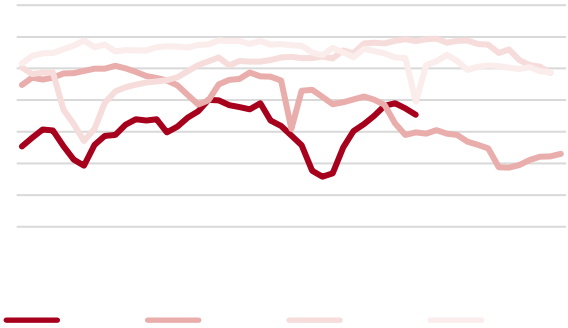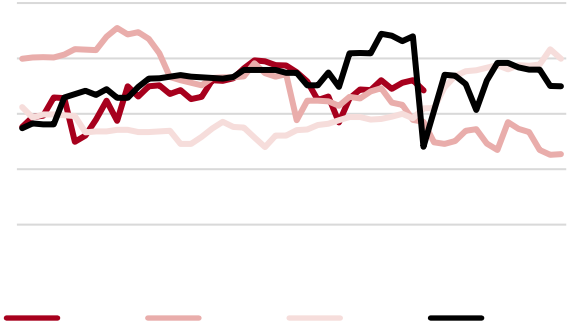
年度
年度
年度
年度