

2023 1 6

1.

Z0002867
F0311809
02161088063

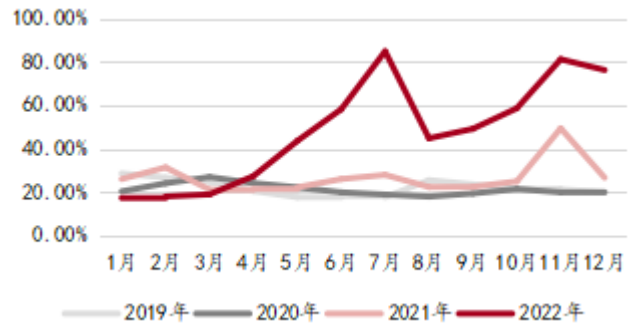

F3082641
02161088063

1

4.

3

80.09%	220.72	,12	75.2%	195	74.64%	222.51
2%	1		222.26	11	226.76	
			80.09%	12	78.09%	
1				2		

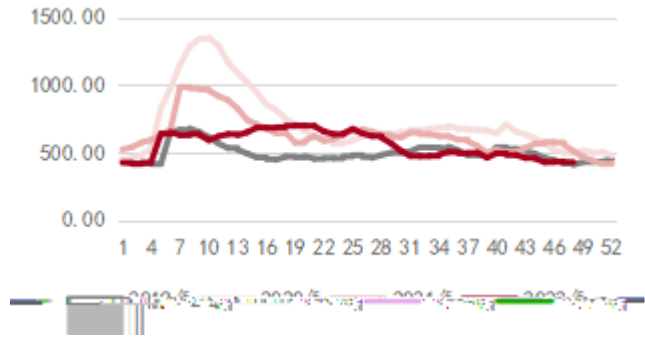
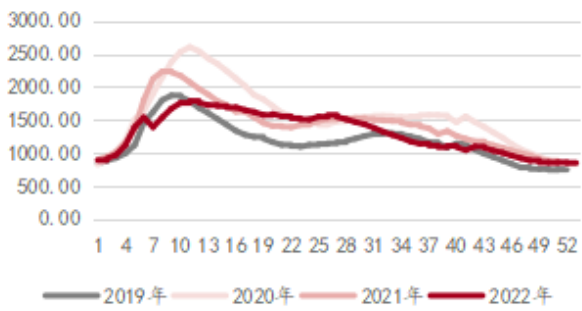


452.92	2023	176.85	64%	30
823.42	659	703	6.3%	250
874.38	50.96	Mysteel	5.8%	12 30 -1 6

87 955 12 7.58% 889 3 66
 7.4% 426.34 0.9% 7.03 430.21

9

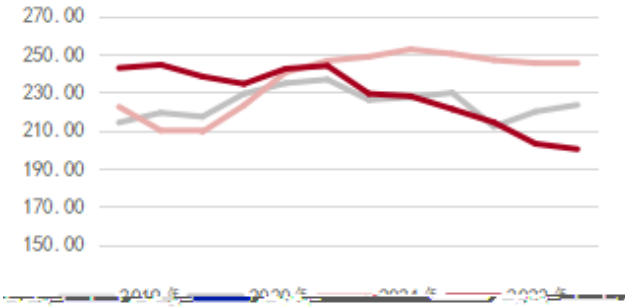
10



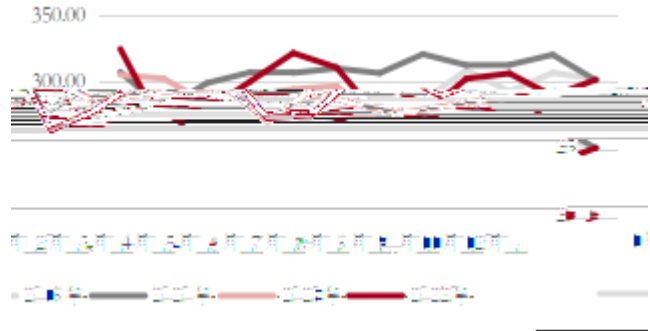
1

220 208.52 5.9% 222.51 195 220.72 , 1.79 Mysteel

1



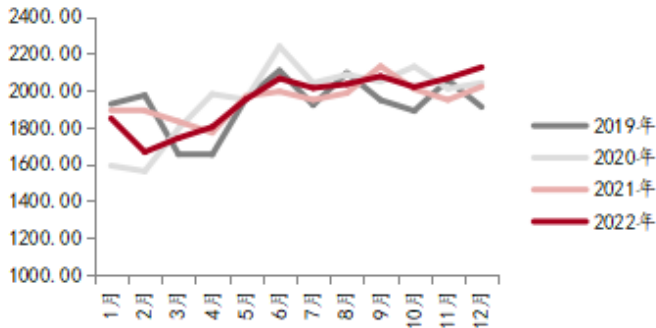
2



1

84	2097.8		12	2126.25	
11	2066.3	59.95	2020.8	105.45	
5.2%	2097.8		2198.7	100.9	
4.6%		1272.7	1469.4	196.7	
13%		825.1	712.5	112.6	
15.8%					
		12		1.34	1.31
		59.8%	60.17%		
			55	1.31	
20.08	311.96			45.17	
42.09				19	25

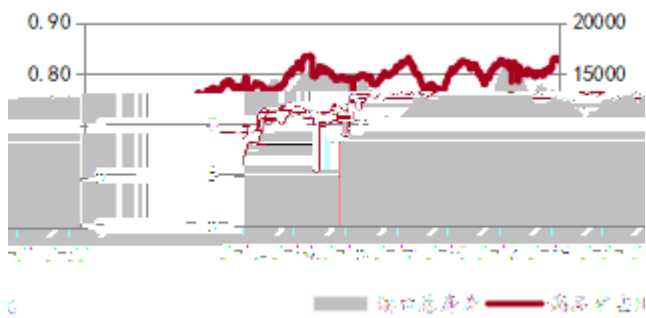
3



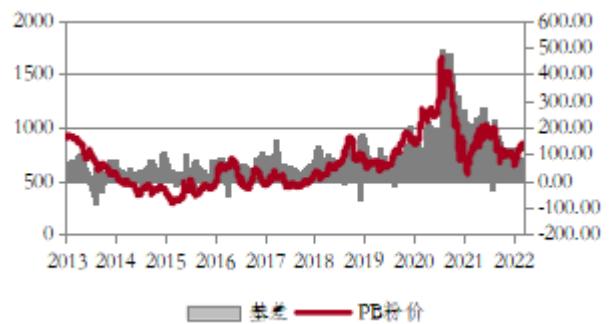
4



5



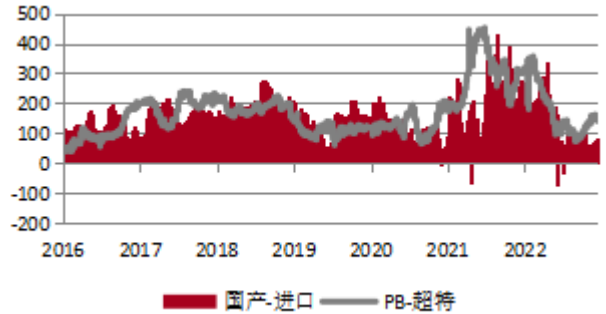
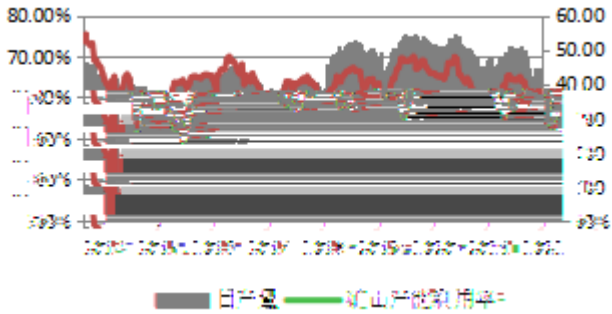
6



1			Mysteel	
43.27		44.38	2.5%	56.84%
55.41%			72	80
				153
				147
	10	72		

7

8

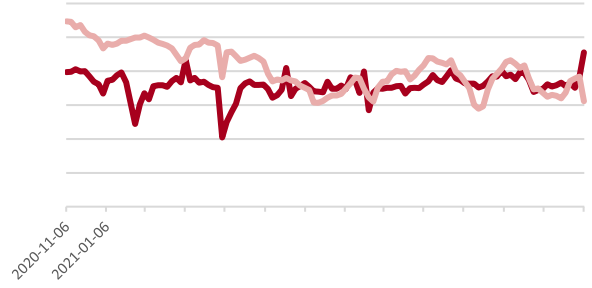
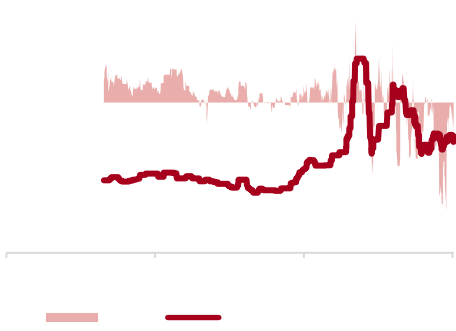


75.59%	1.15	0.97%	184.58	62.96	110	15.05	0.83	274.3
1	16	0.4	247	2	41.7	3.5	1.1	3
96.3	4	2	70	1	1			9

1

/

2


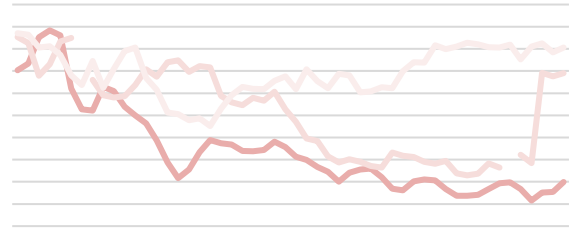
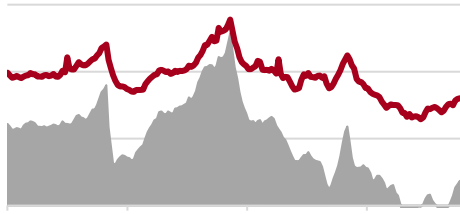


3

4

5 110

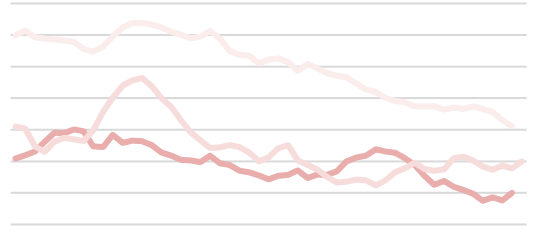
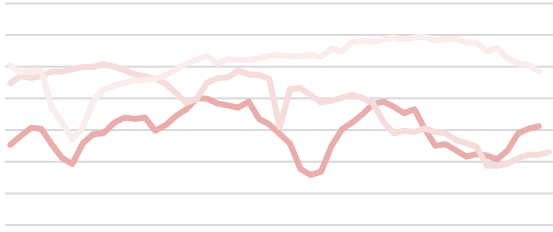
6 110



2810.3	1	100-110 /	2582.6	MyCpi c	2865.8	2869.4
2515	2756.1	2812.7		2765.4		
			72.8%		1.1%	66.7
0.9		78.5		0.5		1185
25.6				13.4		
18		235.3		13.9	5	42.2
	11.4	10	176.6		6.8	
						40-76 /
		3046 /		3925 /		7 / 1
4		3730 /		195 /		37 /
		220 /				

9 230

10



— — — —

11

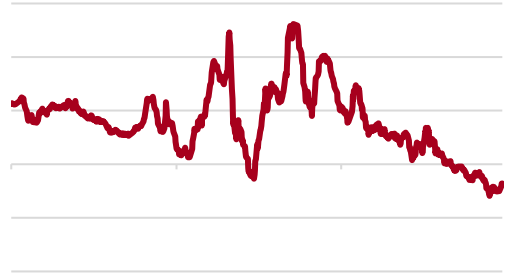
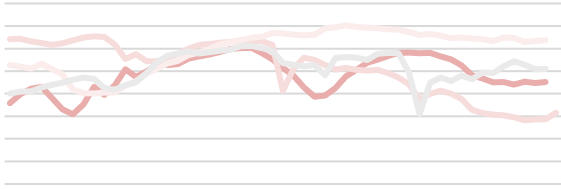
/

12

13

/

4 110



1589

901

200122

: 61088088

: 61088066

400 8208899

200

39

200120

: (8621) 6860 4866

: (8621) 5888 3554

1

20

: (852) 2867 6333

: (852) 2147 9513