

2023 2 3

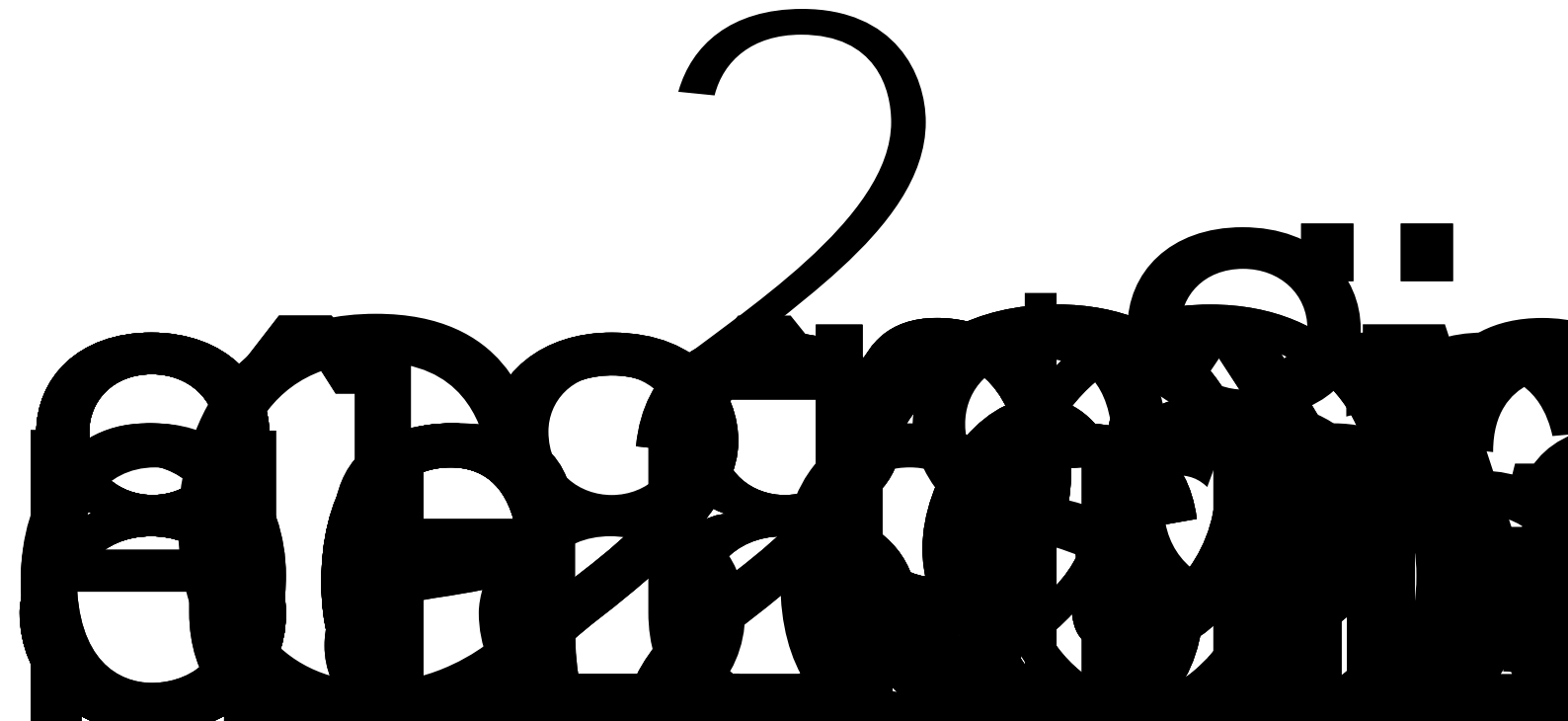
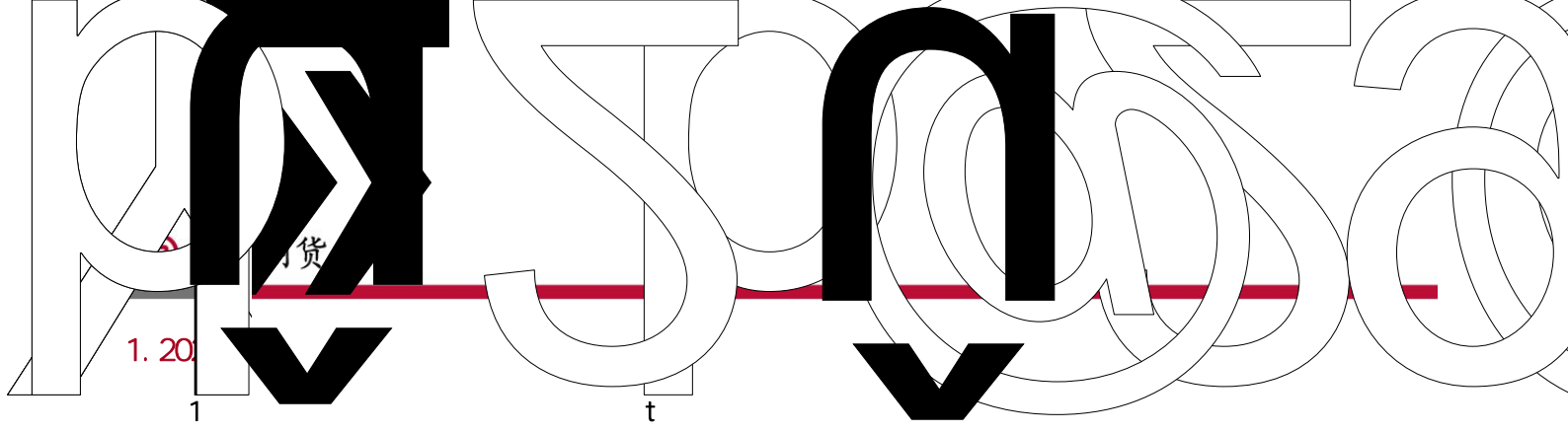
TZ013174  
F3000475  
021-61088084

F3030576  
021-61088051

2023 1

12

		12	2022/23	
325		47		150
	21		46%	
0.2				



2

2.1

2

2023 1

	2017/18	2018/19	2019/20	2020/21	2021/22	2022/23	
	631.4	566.1	620.5	600.9	531.3	577	-21.8
	598.7	609.6	597.7	644.5	583.5	609.6	0.0
	455.5	399.9	433.6	318.1	381.5	319.6	9.6
	178.5	165.5	135.0	98.0	130.6	80.6	0.0
	200.7	283.0	300.0	235.6	255.2	289.6	6.5
	643.1	555.7	529.6	529.9	637.6	636.1	-1.5
	2707.9	2579.8	2616.4	2427.0	2519.7	2512.5	-7.2
	892.7	860.0	740.3	892.7	762	772.9	0.0
	538.9	529.1	446.3	566.1	544.3	489.9	-10.9
	237.3	233.0	206.8	235.1	233	196	0.0
	164.4	150.2	143.7	167.6	189.4	174.2	0.0
	163.3	156.8	150.2	185.1	185.1	178.5	0.0
	143.7	152.4	143.7	158.9	145.9	141.5	-4.4
	550.6	526.8	434.8	475.5	139.3	-2.2	-3.2
	2690.9	2608.3	2265.8	2681.0	2558.3	2413.5	-18.5
	165.5	152.4	163.3	180.7	178.5	174.2	0.0
	152.4	150.9	141.1	158.7	144.4	139.3	-4.4
	124.3	209.6	155.4	280.0	170.7	168.7	-5.4
	95.6	78.5	101.7	116.0	120.2	93.6	0.0
	74.0	62.1	87.1	117.6	98	108.9	0.0
	366.9	332.9	324.7	324.8	319.9	330.6	-4.1
	904.7	924.3	886.2	1060.2	933.7	906.4	-13.9
	354.5	323.0	337.7	356.0	318.4	261.3	-5.4
	112.8	76.7	69.7	134.8	81.5	67.5	-5.4
	85.2	79.1	29.6	34.1	77.9	128.5	0.0
	90.9	131.0	194.6	239.8	168.2	180.7	0.0
	262.9	293.4	262.3	295.9	287.2	269.0	-2.0
	906.3	903.2	893.9	1060.6	933.2	907.0	-12.8
	827.2	781.9	791.3	822.9	812.3	815.2	-5.4
	187.5	187.3	341.5	259.9	187.2	243.9	-4.4
	91.4	105.6	157.9	68.6	81.6	91.4	15.2
	694.8	722.7	851.6	736.8	777.0	807.5	2.7
	1800.9	1797.5	2142.3	1888.2	1858.1	1958.0	8.1

USDA

USDA1

2022/23

2512.5

7.2

2413.5

18.5

1958.1

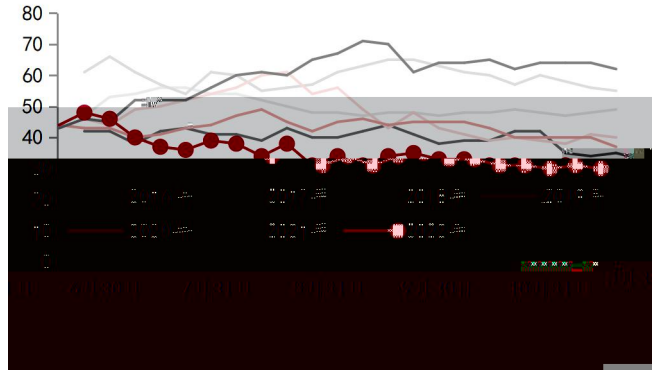
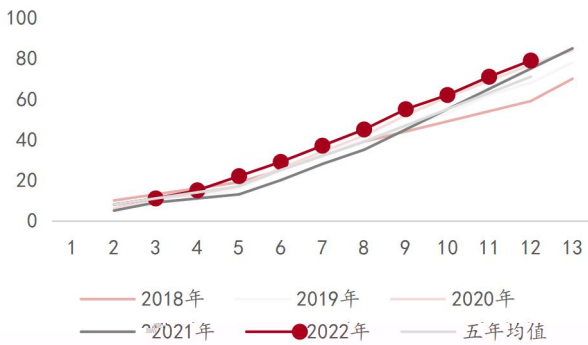
8.1

3

%

4

%

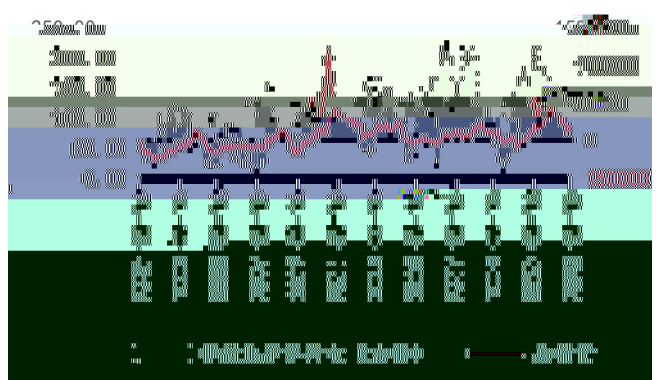
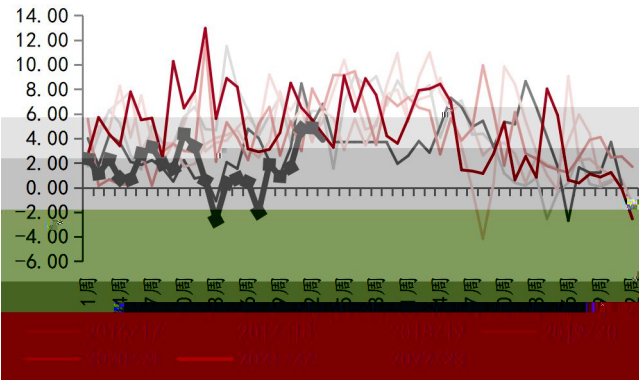


USDA

5

6

/



USDA

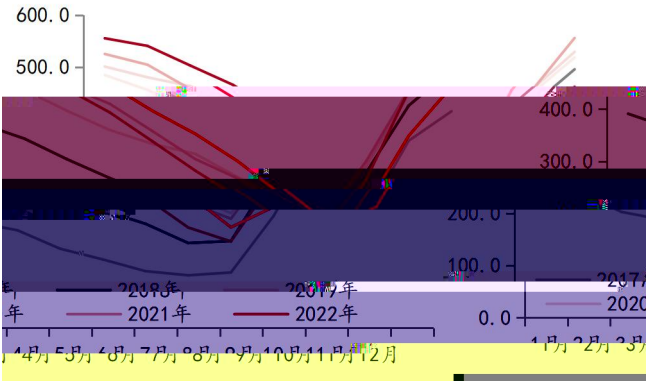
WND

2023 1

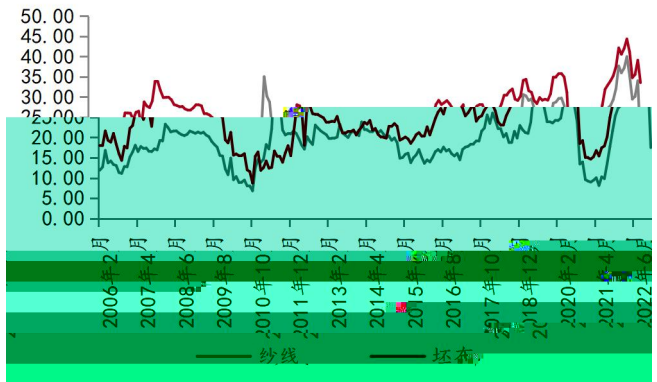
2022/2023

2.2

7

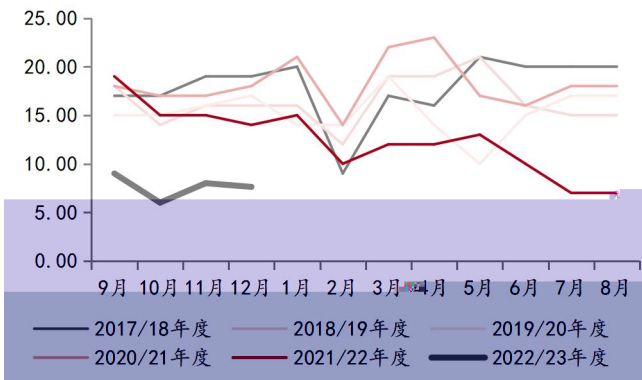


8



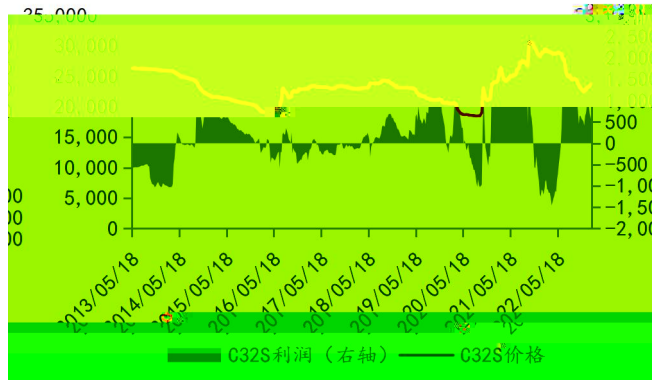
12

9



10 C32

/



12

7.62

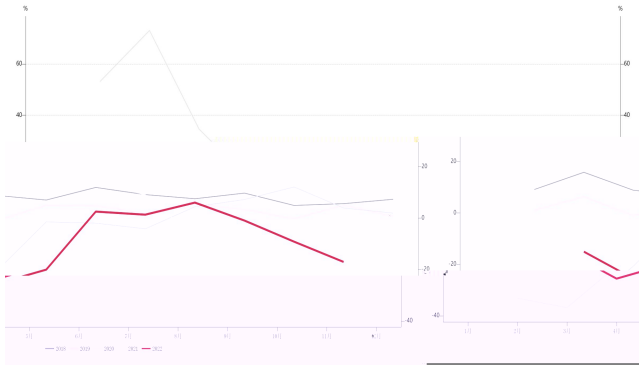
2022 1-12

117.64

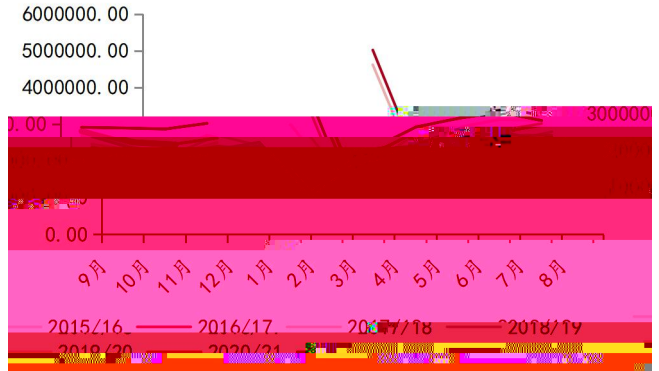
44.41%

11

%



12



WND

13

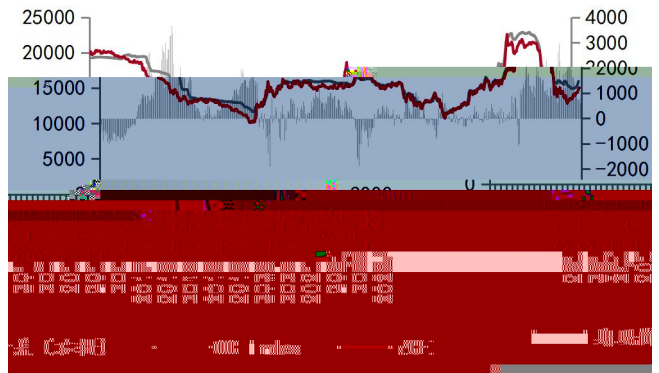
1%

/



14

/



WND

1

-1900 /

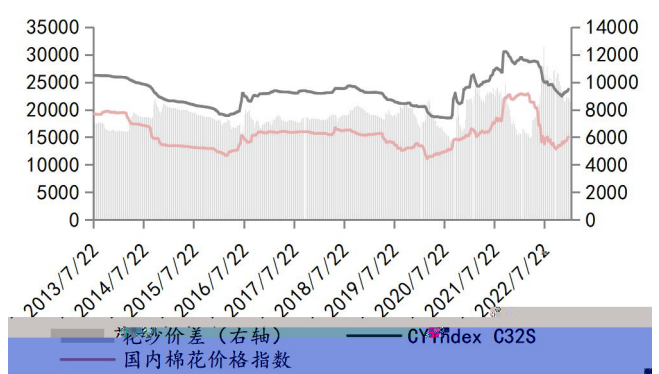
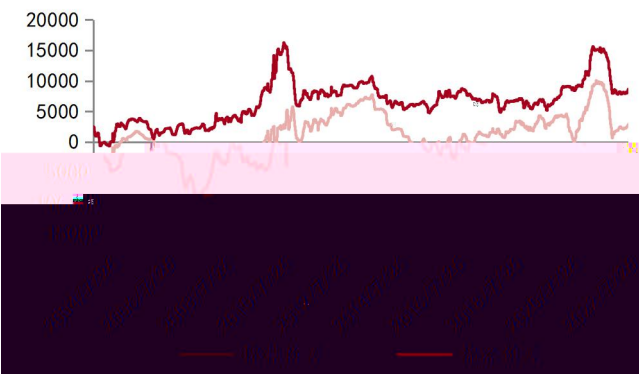
-900 /

15

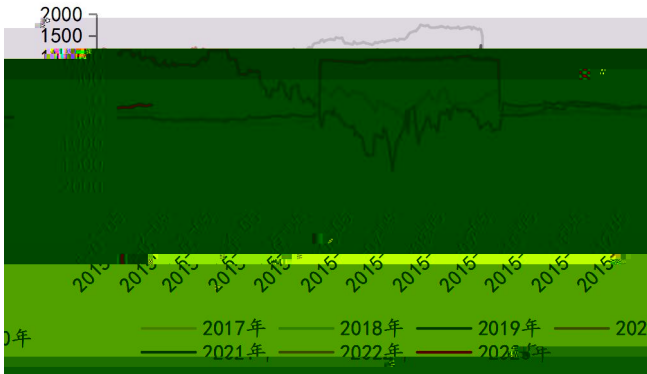
/

16

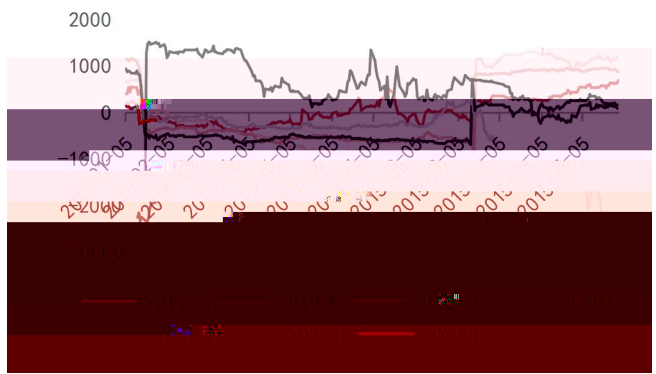
/



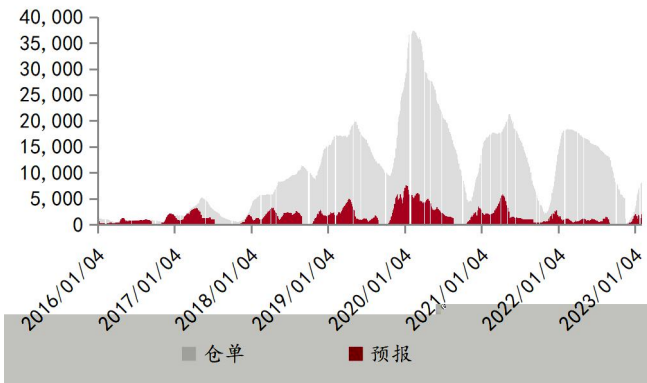
17 5-9 /




18 9-1 /



19



20



WIND

3.

4.

CF2305 15000 /

5.

中银 货

1. 2023

21

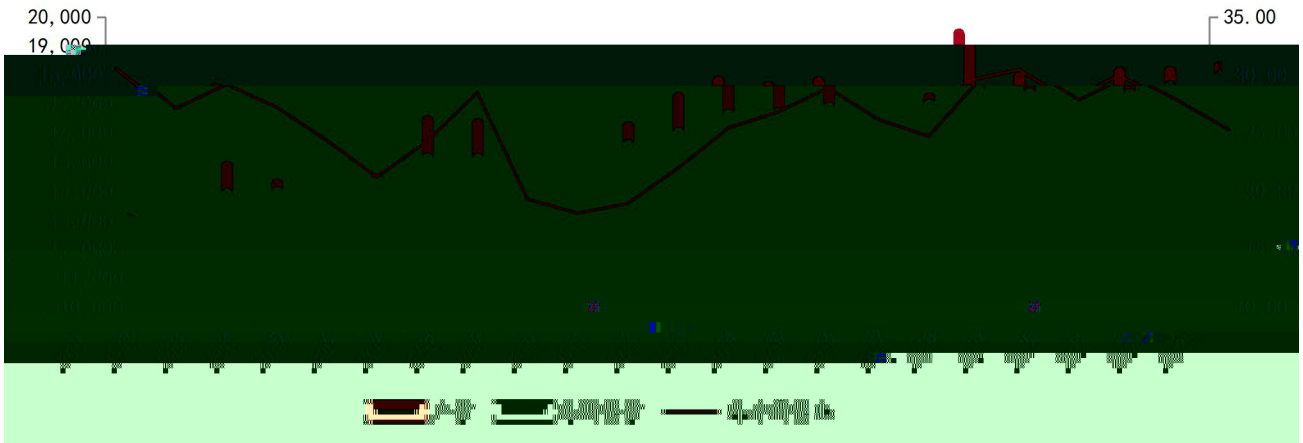
2

2



2  
2.1

22

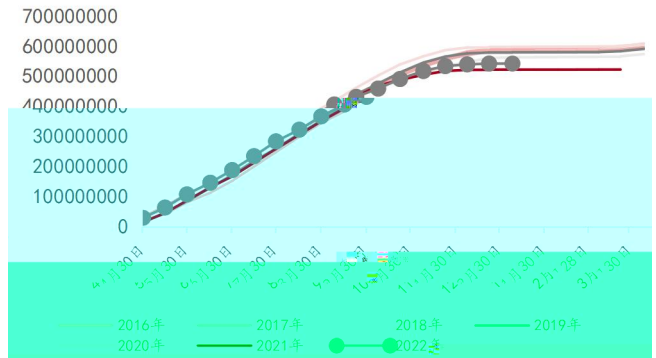
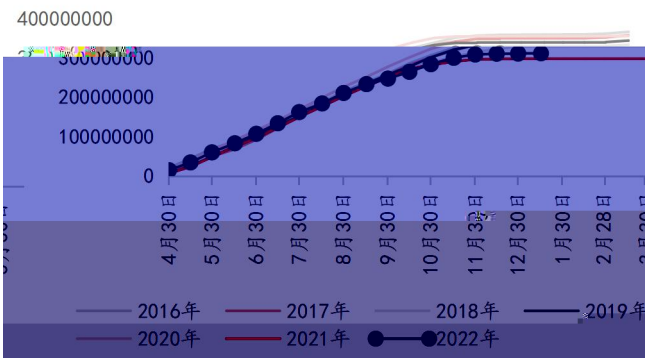


USDA

USDA1	2022/23	18315	280
17722	300	3856	593
	2022/2023		150
2022/2023	2022	8	560
StoneX	2022/2023	520	390
Czapp	300	280	
	2022/23		

23

24



USDA

2.2

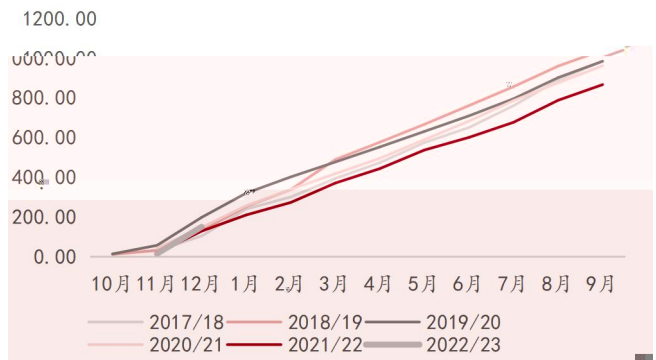
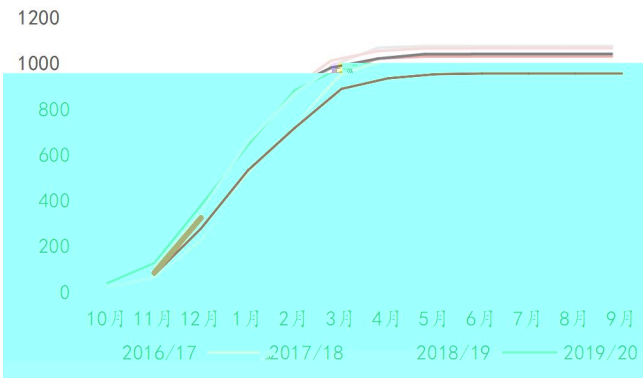
25 2023 1

	2020/21	2021/22 1	2021/22 12	2022/23 1
	1067	956	1005	1005
	913	870	891	891
	154	86	114	114
	634	533	500	500
	1550	1540	1560	1560
	13	16	18	18
	138	-67	-73	-73

2022/23

26

27



WND

12 2022/23

325

47


150

21

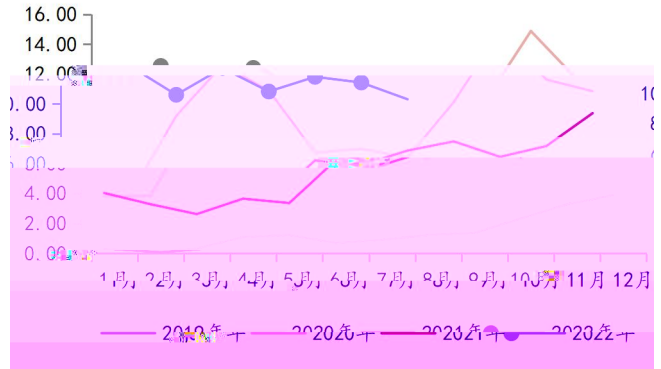
46%

0.2

28



29



1 18

2022 12

52

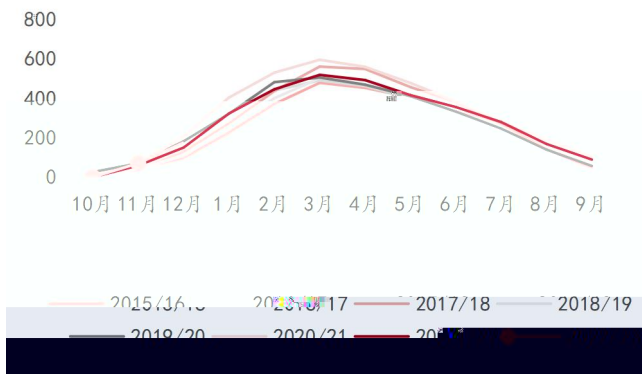
31.5% 2022 1-12

527

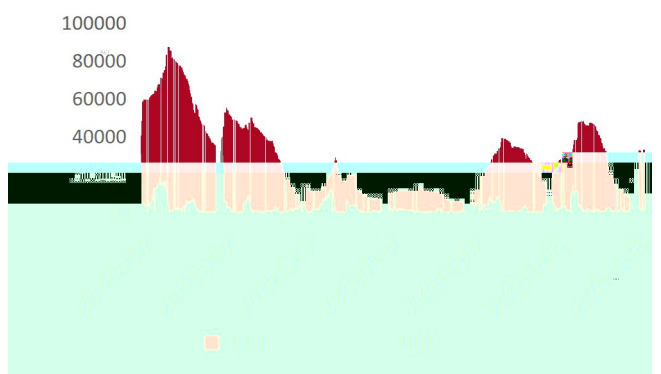
2021

6.9%

30

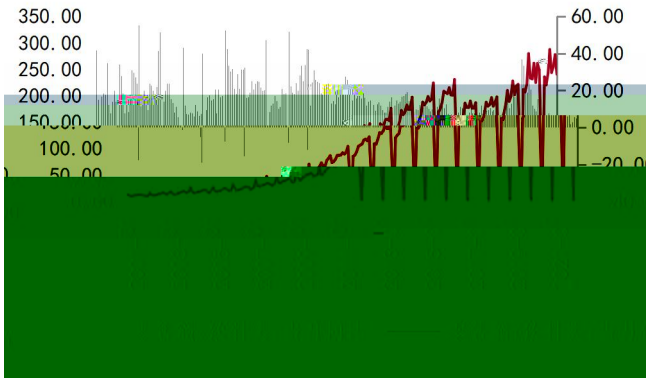


31



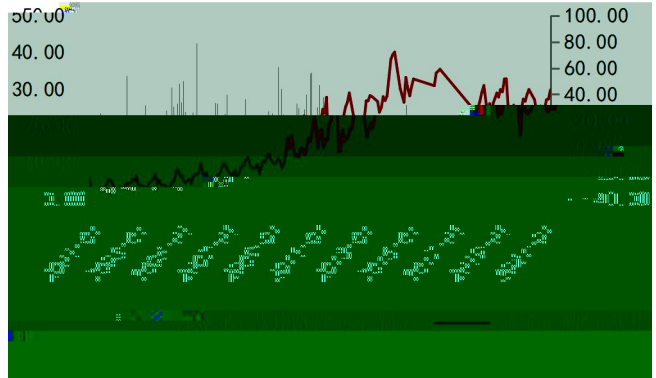
32

%



33

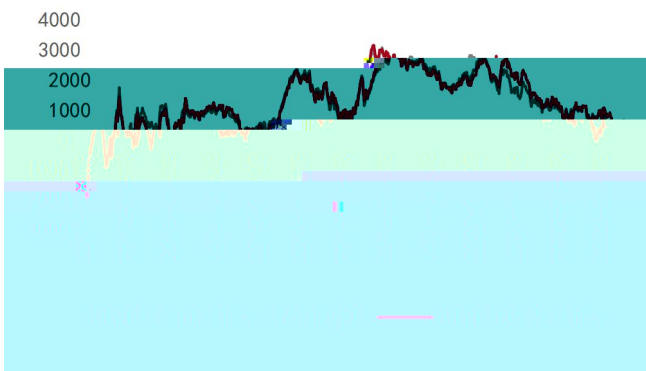
%



WND

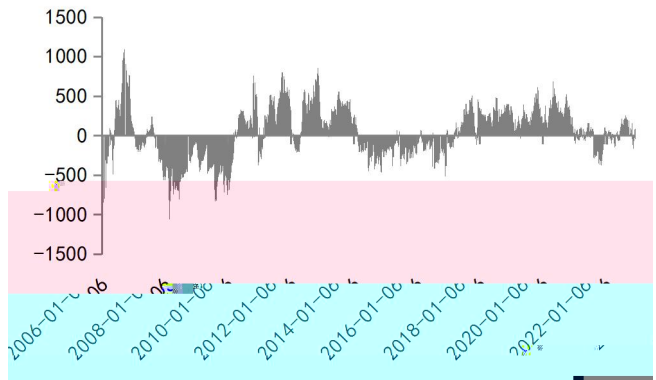
34

/



35


/



WND

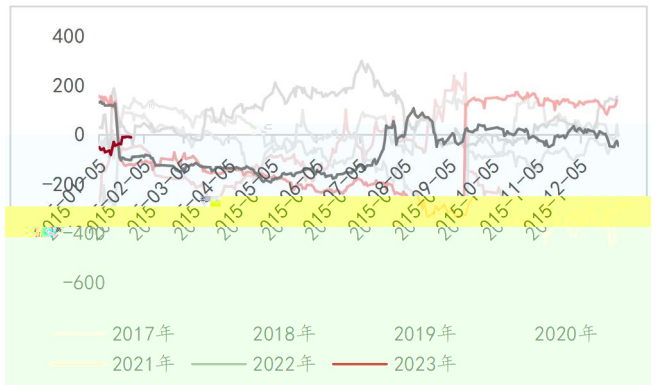
36 SR5-9

/



37 SR5-9

/



3.

4.

5.

1589

901

200122

: 61088088

: 61088066

400 8208899

200

39

200120

: (8621) 6860 4866

: (8621) 5888 3554

1

20

: (852) 2867 6333

: (852) 2147 9513